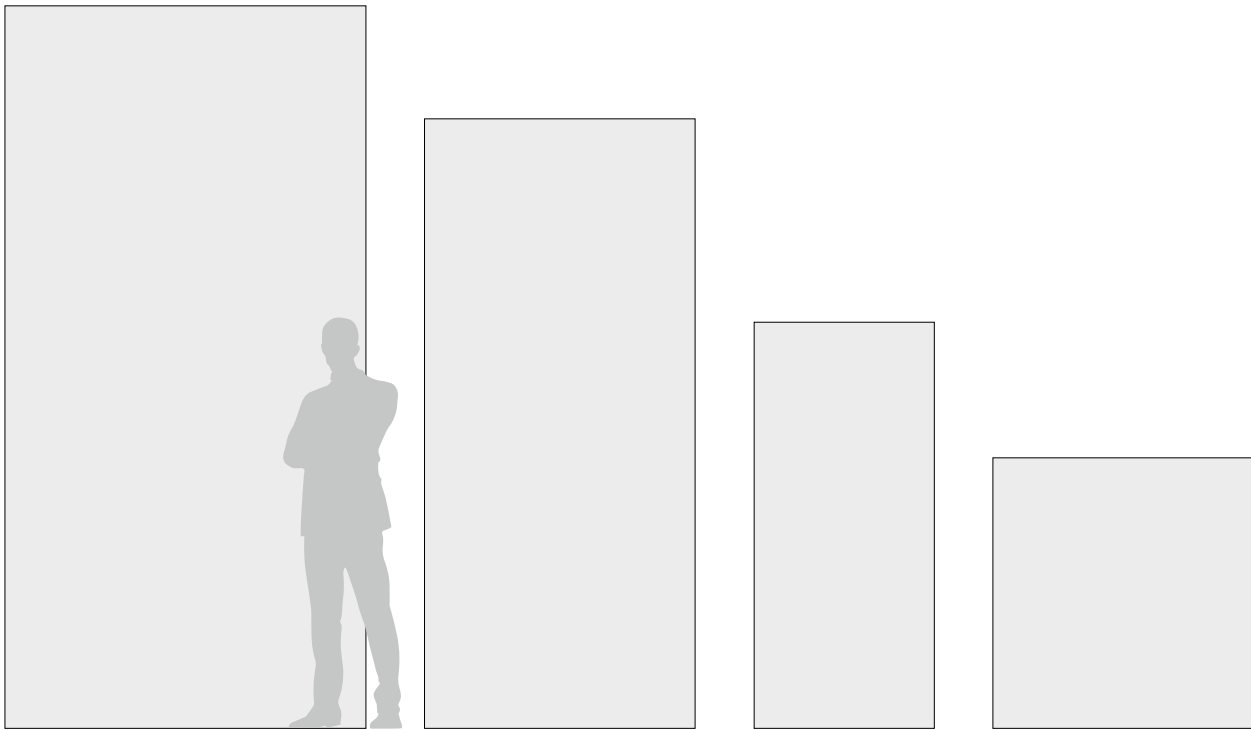
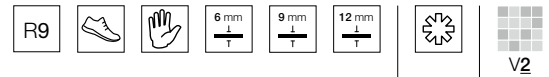


STATUARIO IMPERIALE



320x160
126"x63" 6 mm

270x120
106"x48" 6 mm

180x80
71"x32" 9 mm

120x120
48"x48" 9 mm

324x163
127"x64" 12 mm

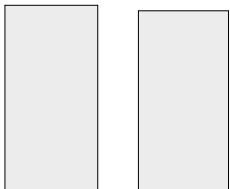
NON RETTIFICATO
NOT RECTIFIED
NON RECTIFIÉ
NICHT REKTIFIZIERT

270x121
106"x48" 6 mm

FORMATO SIZE		Tipologia Imballaggio	Ingombro	M ² / Pz	Kg/ Pz	Pz/ Pal.	M ² / Cassa	Kg/ Cassa
324x163 LCP	12 mm	CASSA	172,6x343,2x36	5,28	145,50	8	42,24	1317
324x163 LCP	12 mm	CAVALLETTO	330x75x200	5,28	145,50	16	84,48	2517
320x160 LCP	6 mm	CASSA	172,6x343,2x36	5,12	78,13	16	81,92	1403
320x160 LCP	6 mm	CAVALLETTO	330x75x200	5,12	78,13	32	163,84	2690
270x120 LCP	6 mm	CASSA	283x132x39	3,24	46,65	20	64,8	1040
270x120 LCP	6 mm	CAVALLETTO	280x75x155	3,24	46,65	40	129,6	2021
270x121 RETT	6 mm	CASSA	283x132x39	3,27	46,65	20	65,4	1040
270x121 RETT	6 mm	CAVALLETTO	280x75x155	3,27	46,65	40	130,8	2021

FORMATO SIZE		Tipologia Imballaggio	Ingombro	Pz/ Box	M ² / Box	Kg/ Box	Box/ Pal.	M ² / Pal	Kg/ Pal
120x120	9 mm	PALLET CON SPONDE	143,2x124x56,1	2	2,88	58,24	18	51,84	1100
180x80	9 mm	PALLET CON SPONDE	188x97x58	2	2,88	58,06	18	51,84	1100

LA COLLEZIONE DISPONE DI ALTRI FORMATI
AVAILABLE ALSO IN MORE FORMATS
LA COLLECTION COMPLÈTE DISPOSE DE PLUSIEURS FORMATS
DIE KOLLEKTION UMFASST WEITERE FORMATE



61x121
24"x48"

60x120
24"x48"

GRES PORCELLANATO COLORATO IN MASSA
 PORCELAIN STONEWARE COLOURED IN BODY
 GRÉS CÉRAMÉ COLORÉ DANS LA MASSE
 DURCHFÄRBTES FEINSTEINZEUG


EKXTREME	LAPPATO CAMPO PIENO	NATURALE RETTIFICATO	SPESSORE THICKNESS ÉPAISSEUR STAERKE
	SEMI-POLISHED SEMI-POLI BRILLANT GELÄPPT	NATURAL RECTIFIED NATUREL RECTIFIÉ NATUR REKTIFIZIERT	
324x163 . 127" x 64"	194,44	-	12 mm
320x160 . 126" x 63"	123,46	-	6 mm
270x120 . 106" x 48"	98,77	-	6 mm
270x121 . 106" x 48"	-	74,07	6 mm
120x120 . 48" x 48"	77,16	-	9 mm
180x80 . 71" x 32"	80,25	-	9 mm

I FORMATI 120x270, 121x270, 160x320 E 163x324, E I PRODOTTI CON "EFFETTO MARMO" HANNO IMPASTI COLORATI IN MASSA BIANCHI O NERI. PER TUTTI GLI ALTRI EFFETTI "CEMENTI, METALLI, PIETRE E LEGNI" E FORMATI, L'IMPASTO UTILIZZATO È COLORATO IN MASSA MACINATO A SECCO. THE SIZES 120x270, 160x320 AND 163x324, IN "MARBLE EFFECT" ARE MANUFACTURED USING A COLOURED WHITE OR BLACK BODY. FOR ALL THE OTHER "CEMENT, METALS, STONES AND WOODS LOOK" AND SIZES, THE BODY USED IS COLOURED IN DRY PRESSED MASS.

SUPERFICIE . SURFACE FINISH . SURFACE . OBERFLÄCHE



SPESSORE . THICKNESS . ÉPAISSEUR . STAERKE



EK ENERGIE KER	LAPPATO CAMPO PIENO	NATURALE RETTIFICATO	SPESSORE THICKNESS ÉPAISSEUR STAERKE
	SEMI-POLISHED SEMI-POLI BRILLANT GELÄPPT	NATURAL RECTIFIED NATUREL RECTIFIÉ NATUR REKTIFIZIERT	
61x121 . 24" x 48"	-	44,75	9 mm
60x120 . 24" x 48"	58,64	-	9 mm

