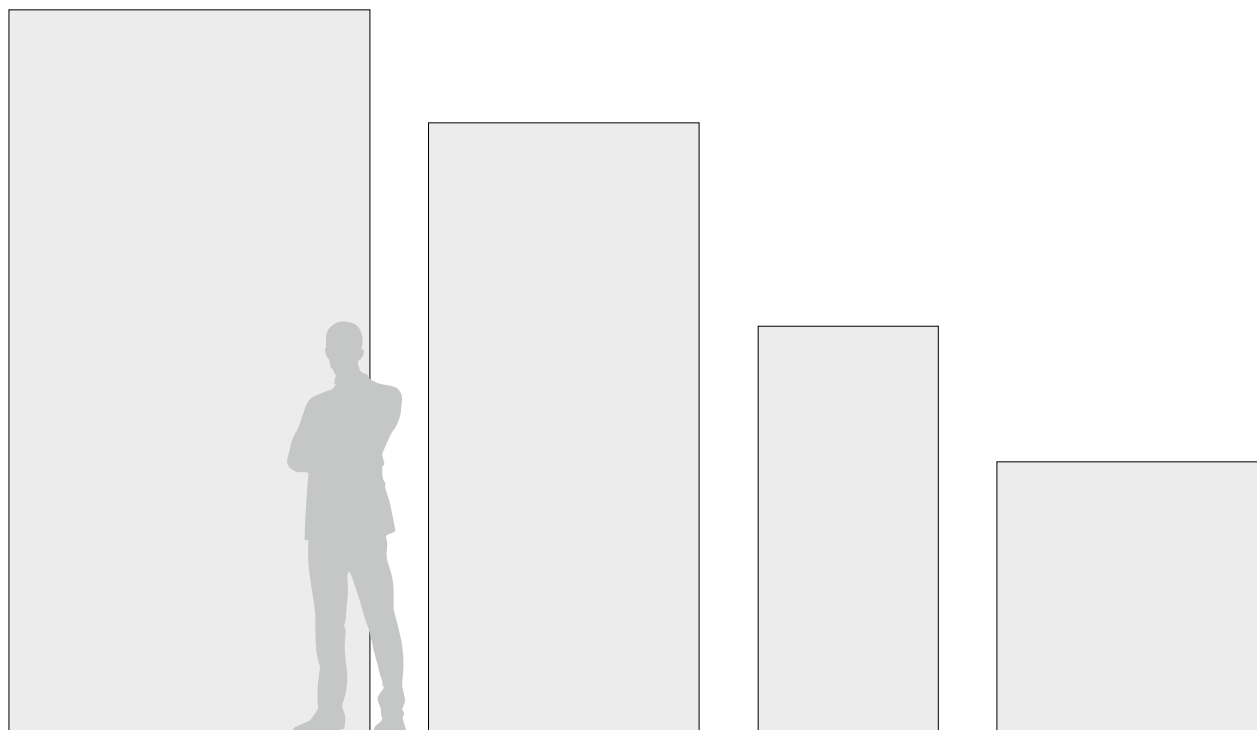
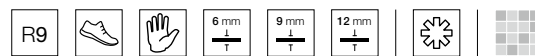


SAHARA NOIR WHITE



320x160
126"x63" 6 mm

270x120
106"x48" 6 mm

180x80
71"x32" 9 mm

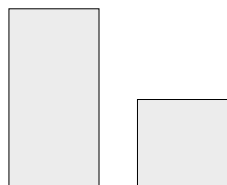
120x120
48"x48" 9 mm

324x163
127"x64" 12 mm **NON RETTIFICATO**
NOT RECTIFIED
NON RECTIFIÉ
NICHT REKTIFIZIERT

FORMATO SIZE	⊘	Tipologia Imballaggio	Ingombro	M ² / Pz	Kg/ Pz	Pz/ Pal.	M ² / Cassa	Kg/ Cassa
324x163 LCP	12 mm	CASSA	172,6x343,2x36	5,28	145,50	8	42,24	1317
324x163 LCP	12 mm	CAVALLETTO	330x75x200	5,28	145,50	16	84,48	2517
324x163 SILK	12 mm	CASSA	172,6x343,2x36	5,28	145,50	8	42,24	1317
324x163 SILK	12 mm	CAVALLETTO	330x75x200	5,28	145,50	16	84,48	2517
320x160 LCP	6 mm	CASSA	172,6x343,2x36	5,12	78,13	16	81,92	1403
320x160 LCP	6 mm	CAVALLETTO	330x75x200	5,12	78,13	32	163,84	2690
270x120	6 mm	CASSA	283x132x39	3,24	46,65	20	64,8	1040
270x120	6 mm	CAVALLETTO	280x75x155	3,24	46,65	40	129,6	2021

FORMATO SIZE	⊘	Tipologia Imballaggio	Ingombro	Pz/ Box	M ² / Box	Kg/ Box	Box/ Pal.	M ² / Pal	Kg/ Pal
120x120	9 mm	PALLET CON SPONDE	143,2x124x56,1	2	2,88	58,24	18	51,84	1100
180x80	9 mm	PALLET CON SPONDE	188x97x58	2	2,88	58,06	18	51,84	1100

LA COLLEZIONE DISPONE DI ALTRI FORMATI
AVAILABLE ALSO IN MORE FORMATS
LA COLLECTION COMPLÈTE DISPOSE DE PLUSIEURS FORMATS
DIE KOLLEKTION UMFASST WEITERE FORMATE



60x120
24"x48"

60x60
24"x24"

GRES PORCELLANATO COLORATO IN MASSA
 PORCELAIN STONEWARE COLOURED IN BODY
 GRÉS CÉRAMÉ COLORÉ DANS LA MASSE
 DURCHGEFÄRBTES FEINSTEINZEUG


EKXTREME	LAPPATO CAMPO PIENO SEMI-POLISHED SEMI-POLI BRILLANT GELÄPPT	NATURALE RETTIFICATO NATURAL RECTIFIED NATUREL RECTIFIÉ NATUR REKTIFIZIERT	SILK	SPESSORE THICKNESS ÉPAISSEUR STAERKE
324x163 . 127"x64"	194,44	-	169,75	12 mm
320x160 . 126"x63"	123,46	-	-	6 mm
270x120 . 106"x48"	98,77	74,07	-	6 mm
120x120 . 48"x48"	77,16	58,64	-	9 mm
180x80 . 71"x32"	80,25	-	-	9 mm

I FORMATI 120x270, 121x270, 160x320 E 163x324, E I PRODOTTI CON "EFFETTO MARMO" HANNO IMPASTI COLORATI IN MASSA BIANCHI O NERI. PER TUTTI GLI ALTRI EFFETTI "CEMENTI, METALLI, PIETRE E LEGNI" E FORMATI, L'IMPASTO UTILIZZATO È COLORATO IN MASSA MACINATO A SECCO.
 THE SIZES 120x270, 160x320 AND 163x324, IN "MARBLE EFFECT" ARE MANUFACTURED USING A COLOURED WHITE OR BLACK BODY. FOR ALL THE OTHER "CEMENT, METALS, STONES AND WOODS LOOK" AND SIZES, THE BODY USED IS COLOURED IN DRY PRESSED MASS.


SUPERFICIE . SURFACE FINISH . SURFACE . OBERFLÄCHE



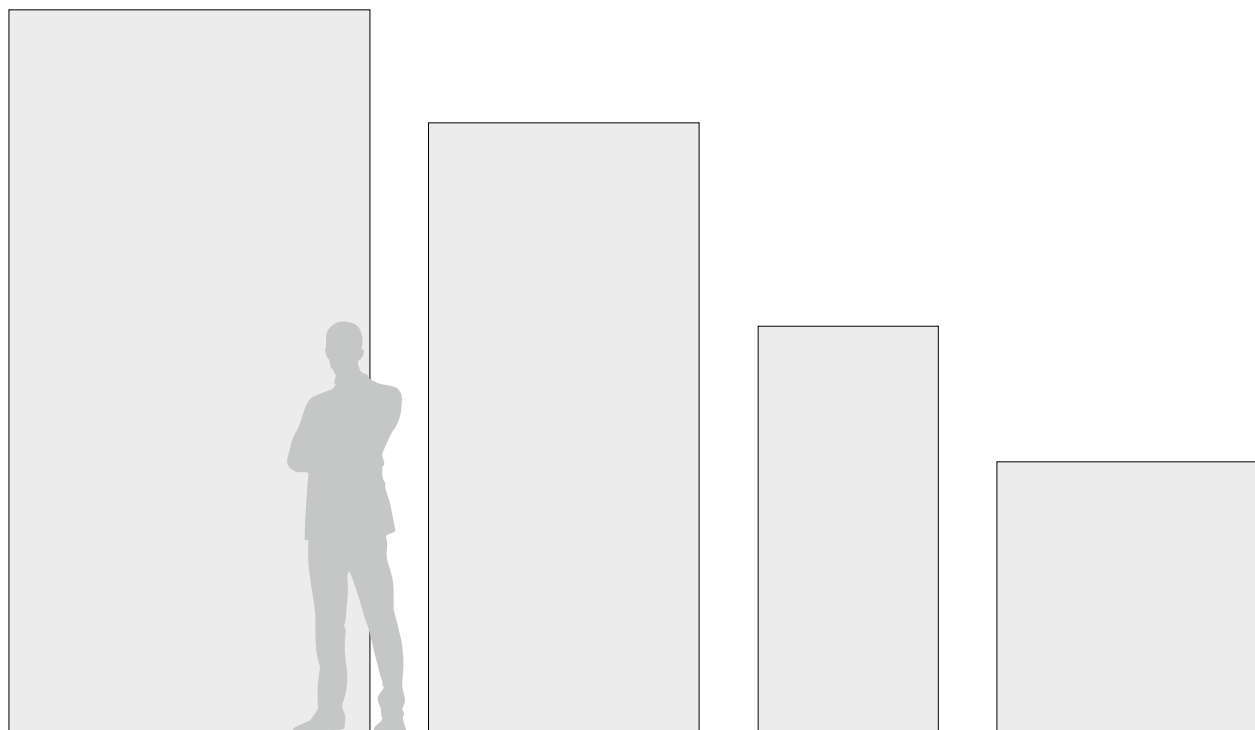
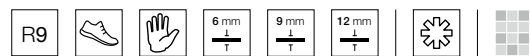
SPESSORE . THICKNESS . ÉPAISSEUR . STAERKE



EK ENERGIE KER	LAPPATO CAMPO PIENO SEMI-POLISHED SEMI-POLI BRILLANT GELÄPPT	NATURALE RETTIFICATO NATURAL RECTIFIED NATUREL RECTIFIÉ NATUR REKTIFIZIERT	SPESSORE THICKNESS ÉPAISSEUR STAERKE
60x120 . 24"x48"	58,64	44,75	9 mm
60x60 . 24"x24"	47,84	29,32	9 mm



SAHARA NOIR BLACK



320x160
126" x 63"

270x120
106" x 48"

180x80
71" x 32"

120x120
48" x 48"

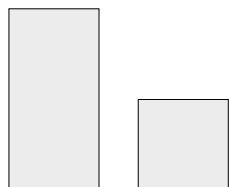
324x163
127" x 64"

NON RETTIFICATO
NOT RECTIFIED
NON RECTIFIÉ
NICHT REKTIFIZIERT

FORMATO SIZE		Tipologia Imballaggio	Ingombro	M ² / Pz	Kg/ Pz	Pz/ Pal.	M ² / Cassa	Kg/ Cassa
324x163 LCP	12 mm	CASSA	172,6x343,2x36	5,28	145,50	8	42,24	1317
324x163 LCP	12 mm	CAVALLETTO	330x75x200	5,28	145,50	16	84,48	2517
324x163 SILK	12 mm	CASSA	172,6x343,2x36	5,28	145,50	8	42,24	1317
324x163 SILK	12 mm	CAVALLETTO	330x75x200	5,28	145,50	16	84,48	2517
320x160 LCP	6 mm	CASSA	172,6x343,2x36	5,12	78,13	16	81,92	1403
320x160 LCP	6 mm	CAVALLETTO	330x75x200	5,12	78,13	32	163,84	2690
270x120	6 mm	CASSA	283x132x39	3,24	46,65	20	64,8	1040
270x120	6 mm	CAVALLETTO	280x75x155	3,24	46,65	40	129,6	2021

FORMATO SIZE		Tipologia Imballaggio	Ingombro	Pz/ Box	M ² / Box	Kg/ Box	Box/ Pal.	M ² / Pal	Kg/ Pal
120x120	9 mm	PALLET CON SPONDE	143,2x124x56,1	2	2,88	58,24	18	51,84	1100
180x80	9 mm	PALLET CON SPONDE	188x97x58	2	2,88	58,06	18	51,84	1100

LA COLLEZIONE DISPONE DI ALTRI FORMATI
AVAILABLE ALSO IN MORE FORMATS
LA COLLECTION COMPLÈTE DISPOSE DE PLUSIEURS FORMATS
DIE KOLLEKTION UMFASST WEITERE FORMATE



60x120
24" x 48"

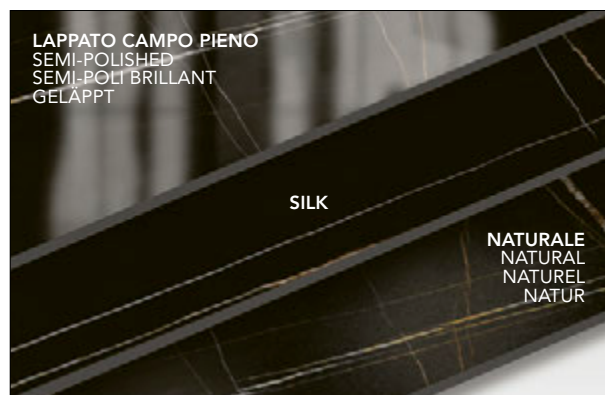
60x60
24" x 24"

GRES PORCELLANATO COLORATO IN MASSA
 PORCELAIN STONEWARE COLOURED IN BODY
 GRÉS CÉRAMÉ COLORÉ DANS LA MASSE
 DURCHGEFÄRBTES FEINSTEINZEUG


EKXTREME	LAPPATO CAMPO PIENO SEMI POLISHED SEMI-POLI BRILLANT GELÄPPT	NATURALE RETTIFICATO NATURAL RECTIFIED NATUREL RECTIFIÉ NATUR REKTIFIZIERT	SILK	SPESSORE THICKNESS ÉPAISSEUR STAERKE
324x163 . 127"x64"	194,44	-	169,75	12 mm
320x160 . 126"x63"	123,46	-	-	6 mm
270x120 . 106"x48"	98,77	74,07	-	6 mm
120x120 . 48"x48"	77,16	58,64	-	9 mm
180x80 . 71"x32"	80,25	-	-	9 mm

I FORMATI 120x270, 121x270, 160x320 E 163x324, E I PRODOTTI CON "EFFETTO MARMO" HANNO IMPASTI COLORATI IN MASSA BIANCHI O NERI. PER TUTTI GLI ALTRI EFFETTI "CEMENTI, METALLI, PIETRE E LEGNI" E FORMATI, L'IMPASTO UTILIZZATO È COLORATO IN MASSA MACINATO A SECCO.
 THE SIZES 120x270, 160x320 AND 163x324, IN "MARBLE EFFECT" ARE MANUFACTURED USING A COLOURED WHITE OR BLACK BODY. FOR ALL THE OTHER "CEMENT, METALS, STONES AND WOODS LOOK" AND SIZES, THE BODY USED IS COLOURED IN DRY PRESSED MASS.

SUPERFICIE . SURFACE FINISH . SURFACE . OBERFLÄCHE



SPESSORE . THICKNESS . ÉPAISSEUR . STAERKE



EK ENERGIE KER	LAPPATO CAMPO PIENO SEMI POLISHED SEMI-POLI BRILLANT GELÄPPT	NATURALE RETTIFICATO NATURAL RECTIFIED NATUREL RECTIFIÉ NATUR REKTIFIZIERT	SPESSORE THICKNESS ÉPAISSEUR STAERKE
60x120 . 24"x48"	58,64	44,75	9 mm
60x60 . 24"x24"	47,84	29,32	9 mm

