




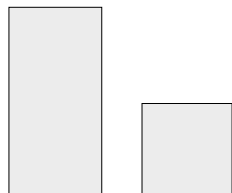
270x120  
106" x 48" 

120x120  
48" x 48" 

| FORMATO<br>SIZE |  | Tipologia<br>Imballaggio | Ingombro   | M <sup>2</sup> /<br>Pz | Kg/<br>Pz | Pz/<br>Pal. | M <sup>2</sup> /<br>Cassa | Kg/<br>Cassa |
|-----------------|---|--------------------------|------------|------------------------|-----------|-------------|---------------------------|--------------|
| 270x120         | 6 mm  | CASSA                    | 283x132x39 | 3,24                   | 46,65     | 20          | 64,8                      | 1040         |
| 270x120         | 6 mm  | CAVALLETTO               | 280x75x155 | 3,24                   | 46,65     | 40          | 129,6                     | 2021         |

| FORMATO<br>SIZE |  | Tipologia<br>Imballaggio | Ingombro       | Pz/<br>Box | M <sup>2</sup> /<br>Box | Kg/<br>Box | Box/<br>Pal. | M <sup>2</sup> /<br>Pal | Kg/<br>Pal |
|-----------------|---|--------------------------|----------------|------------|-------------------------|------------|--------------|-------------------------|------------|
| 120x120         | 9 mm  | PALLET CON SPONDE        | 143,2x124x56,1 | 2          | 2,88                    | 58,24      | 18           | 51,84                   | 1100       |

LA COLLEZIONE DISPONE DI ALTRI FORMATI  
 AVAILABLE ALSO IN MORE FORMATS  
 LA COLLECTION COMPLÈTE DISPOSE DE PLUSIEURS FORMATS  
 DIE KOLLEKTION UMFASST WEITERE FORMATE



60x120  
24" x 48"


60x60  
24" x 24"

**GRES PORCELLANATO COLORATO IN MASSA**  
 PORCELAIN STONEWARE COLOURED IN BODY  
 GRÉS CÉRAMÉ COLORÉ DANS LA MASSE  
 DURCHGEFÄRBTES FEINSTEINZEUG

| <b>EKXTREME</b>           | <b>LAPPATO CAMPO PIENO</b>                     | <b>NATURALE RETTIFICATO</b>                                 | <b>SPESSORE</b>                   |
|---------------------------|--|---|-----------------------------------|
|                           | SEMI POLISHED<br>SEMI-POLI BRILLANT<br>GELÄPPT | NATURAL RECTIFIED<br>NATUREL RECTIFIÉ<br>NATUR REKTIFIZIERT | THICKNESS<br>ÉPAISSEUR<br>STAERKE |
| <b>270x120</b> . 106"x48" | -  | 74,07   | 6 mm                              |
| <b>120x120</b> . 48"x48"  | -  | 58,64   | 9 mm                              |

I FORMATI 120x270, 121x270, 160x320 E 163x324, E I PRODOTTI CON "EFFETTO MARMO" HANNO IMPASTI COLORATI IN MASSA BIANCHI O NERI. PER TUTTI GLI ALTRI EFFETTI "CEMENTI, METALLI, PIETRE E LEGNI" E FORMATI, L'IMPASTO UTILIZZATO È COLORATO IN MASSA MACINATO A SECCO.  
 THE SIZES 120x270, 160x320 AND 163x324, IN "MARBLE EFFECT" ARE MANUFACTURED USING A COLOURED WHITE OR BLACK BODY. FOR ALL THE OTHER "CEMENT, METALS, STONES AND WOODS LOOK" AND SIZES, THE BODY USED IS COLOURED IN DRY PRESSED MASS.

**SUPERFICIE** . SURFACE FINISH . SURFACE . OBERFLÄCHE




**SPESSORE** . THICKNESS . ÉPAISSEUR . STAERKE



| <b>EK</b><br>ENERGIE KER | <b>LAPPATO CAMPO PIENO</b>                     | <b>NATURALE RETTIFICATO</b>                                 | <b>SPESSORE</b>                   |
|--------------------------|--|---|-----------------------------------|
|                          | SEMI POLISHED<br>SEMI-POLI BRILLANT<br>GELÄPPT | NATURAL RECTIFIED<br>NATUREL RECTIFIÉ<br>NATUR REKTIFIZIERT | THICKNESS<br>ÉPAISSEUR<br>STAERKE |
| <b>60x120</b> . 24"x48"  | -  | 41,67   | 9 mm                              |
| <b>60x60</b> . 24"x24"   | -  | 29,32   | 9 mm                              |





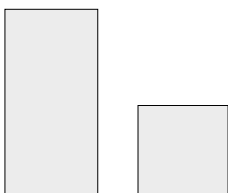
**270x120**  
106" x 48"

**120x120**  
48" x 48"

| FORMATO<br>SIZE |      | Tipologia<br>Imballaggio | Ingombro   | M <sup>2</sup> /<br>Pz | Kg/<br>Pz | Pz/<br>Pal. | M <sup>2</sup> /<br>Cassa | Kg/<br>Cassa |
|-----------------|------|--------------------------|------------|------------------------|-----------|-------------|---------------------------|--------------|
| 270x120         | 6 mm | CASSA                    | 283x132x39 | 3,24                   | 46,65     | 20          | 64,8                      | 1040         |
| 270x120         | 6 mm | CAVALLETTO               | 280x75x155 | 3,24                   | 46,65     | 40          | 129,6                     | 2021         |

| FORMATO<br>SIZE |      | Tipologia<br>Imballaggio | Ingombro       | Pz/<br>Box | M <sup>2</sup> /<br>Box | Kg/<br>Box | Box/<br>Pal. | M <sup>2</sup> /<br>Pal | Kg/<br>Pal |
|-----------------|------|--------------------------|----------------|------------|-------------------------|------------|--------------|-------------------------|------------|
| 120x120         | 9 mm | PALLET CON SPONDE        | 143,2x124x56,1 | 2          | 2,88                    | 58,24      | 18           | 51,84                   | 1100       |

LA COLLEZIONE DISPONE DI ALTRI FORMATI  
 AVAILABLE ALSO IN MORE FORMATS  
 LA COLLECTION COMPLÈTE DISPOSE DE PLUSIEURS FORMATS  
 DIE KOLLEKTION UMFASST WEITERE FORMATE



**60x120**  
24" x 48"

**60x60**  
24" x 24"

**GRES PORCELLANATO COLORATO IN MASSA**  
 PORCELAIN STONEWARE COLOURED IN BODY  
 GRÉS CÉRAMÉ COLORÉ DANS LA MASSE  
 DURCHGEFÄRBTES FEINSTEINZEUG


| <b>EKXTREME</b>           | <b>LAPPATO</b>                                 | <b>NATURALE</b>   | <b>SPESSORE</b>                   |
|---------------------------|--|---|-----------------------------------|
|                           | <b>CAMPO PIENO</b>                             | <b>RETTIFICATO</b>  |                                   |
|                           | SEMI POLISHED<br>SEMI-POLI BRILLANT<br>GELÄPPT | NATURAL RECTIFIED<br>NATUREL RECTIFIÉ<br>NATUR REKTIFIZIERT | THICKNESS<br>ÉPAISSEUR<br>STAERKE |
| <b>270x120</b> . 106"x48" | -  | 74,07   | 6 mm                              |
| <b>120x120</b> . 48"x48"  | -  | 58,64   | 9 mm                              |

I FORMATI 120x270, 121x270, 160x320 E 163x324, E I PRODOTTI CON "EFFETTO MARMO" HANNO IMPASTI COLORATI IN MASSA BIANCHI O NERI. PER TUTTI GLI ALTRI EFFETTI "CEMENTI, METALLI, PIETRE E LEGNI" E FORMATI, L'IMPASTO UTILIZZATO È COLORATO IN MASSA MACINATO A SECCO. THE SIZES 120x270, 160x320 AND 163x324, IN "MARBLE EFFECT" ARE MANUFACTURED USING A COLOURED WHITE OR BLACK BODY. FOR ALL THE OTHER "CEMENT, METALS, STONES AND WOODS LOOK" AND SIZES, THE BODY USED IS COLOURED IN DRY PRESSED MASS.

**SUPERFICIE** . SURFACE FINISH . SURFACE . OBERFLÄCHE




**SPESSORE** . THICKNESS . ÉPAISSEUR . STAERKE



| <b>EK</b><br>ENERGIE KER | <b>LAPPATO</b>                                 | <b>NATURALE</b>   | <b>SPESSORE</b>                   |
|--------------------------|--|---|-----------------------------------|
|                          | <b>CAMPO PIENO</b>                             | <b>RETTIFICATO</b>  |                                   |
|                          | SEMI POLISHED<br>SEMI-POLI BRILLANT<br>GELÄPPT | NATURAL RECTIFIED<br>NATUREL RECTIFIÉ<br>NATUR REKTIFIZIERT | THICKNESS<br>ÉPAISSEUR<br>STAERKE |
| <b>60x120</b> . 24"x48"  | -  | 41,67   | 9 mm                              |
| <b>60x60</b> . 24"x24"   | -  | 29,32   | 9 mm                              |





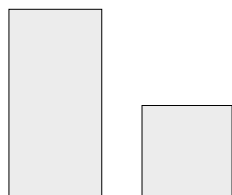
270x120  
106" x 48"

120x120  
48" x 48"

| FORMATO<br>SIZE |      | Tipologia<br>Imballaggio | Ingombro   | M <sup>2</sup> /<br>Pz | Kg/<br>Pz | Pz/<br>Pal. | M <sup>2</sup> /<br>Cassa | Kg/<br>Cassa |
|-----------------|------|--------------------------|------------|------------------------|-----------|-------------|---------------------------|--------------|
| 270x120         | 6 mm | CASSA                    | 283x132x39 | 3,24                   | 46,65     | 20          | 64,8                      | 1040         |
| 270x120         | 6 mm | CAVALLETTO               | 280x75x155 | 3,24                   | 46,65     | 40          | 129,6                     | 2021         |

| FORMATO<br>SIZE |      | Tipologia<br>Imballaggio | Ingombro       | Pz/<br>Box | M <sup>2</sup> /<br>Box | Kg/<br>Box | Box/<br>Pal. | M <sup>2</sup> /<br>Pal | Kg/<br>Pal |
|-----------------|------|--------------------------|----------------|------------|-------------------------|------------|--------------|-------------------------|------------|
| 120x120         | 9 mm | PALLET CON SPONDE        | 143,2x124x56,1 | 2          | 2,88                    | 58,24      | 18           | 51,84                   | 1100       |

LA COLLEZIONE DISPONE DI ALTRI FORMATI  
 AVAILABLE ALSO IN MORE FORMATS  
 LA COLLECTION COMPLÈTE DISPOSE DE PLUSIEURS FORMATS  
 DIE KOLLEKTION UMFASST WEITERE FORMATE



60x120  
24" x 48"

60x60  
24" x 24"

**GRES PORCELLANATO COLORATO IN MASSA**  
 PORCELAIN STONEWARE COLOURED IN BODY  
 GRÉS CÉRAMÉ COLORÉ DANS LA MASSE  
 DURCHGEFÄRBTES FEINSTEINZEUG

| <b>EKXTREME</b>           | <b>LAPPATO<br/>CAMPO PIENO</b><br>SEMI POLISHED<br>SEMI-POLI BRILLANT<br>GELÄPPT | <b>NATURALE<br/>RETTIFICATO</b><br>NATURAL RECTIFIED<br>NATUREL RECTIFIÉ<br>NATUR REKTIFIZIERT | <b>SPESSORE</b><br>THICKNESS<br>ÉPAISSEUR<br>STAERKE |
|---------------------------|--|--|--|
| <b>270x120</b> . 106"x48" | -  | 74,07  | 6 mm   |
| <b>120x120</b> . 48"x48"  | -  | 58,64  | 9 mm   |

I FORMATI 120x270, 121x270, 160x320 E 163x324, E I PRODOTTI CON "EFFETTO MARMO" HANNO IMPASTI COLORATI IN MASSA BIANCHI O NERI. PER TUTTI GLI ALTRI EFFETTI "CEMENTI, METALLI, PIETRE E LEGNI" E FORMATI, L'IMPASTO UTILIZZATO È COLORATO IN MASSA MACINATO A SECCO.  
 THE SIZES 120x270, 160x320 AND 163x324, IN "MARBLE EFFECT" ARE MANUFACTURED USING A COLOURED WHITE OR BLACK BODY. FOR ALL THE OTHER "CEMENT, METALS, STONES AND WOODS LOOK" AND SIZES, THE BODY USED IS COLOURED IN DRY PRESSED MASS.

**SUPERFICIE** . SURFACE FINISH . SURFACE . OBERFLÄCHE



**SPESSORE** . THICKNESS . ÉPAISSEUR . STAERKE



| <b>EK</b><br>ENERGIE KER | <b>LAPPATO<br/>CAMPO PIENO</b><br>SEMI POLISHED<br>SEMI-POLI BRILLANT<br>GELÄPPT | <b>NATURALE<br/>RETTIFICATO</b><br>NATURAL RECTIFIED<br>NATUREL RECTIFIÉ<br>NATUR REKTIFIZIERT | <b>SPESSORE</b><br>THICKNESS<br>ÉPAISSEUR<br>STAERKE |
|--------------------------|--|--|--|
| <b>60x120</b> . 24"x48"  | -  | 41,67  | 9 mm   |
| <b>60x60</b> . 24"x24"   | -  | 29,32  | 9 mm   |



# PARKER ANTHRACITE

R9




6 mm


9 mm





V3



270x120  
106" x 48" 

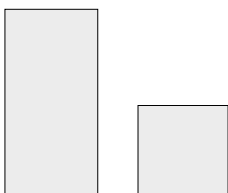
120x120  
48" x 48" 

| FORMATO<br>SIZE |  | Tipologia<br>Imballaggio | Ingombro   | M <sup>2</sup> /<br>Pz | Kg/<br>Pz | Pz/<br>Pal. | M <sup>2</sup> /<br>Cassa | Kg/<br>Cassa |
|-----------------|---|--------------------------|------------|------------------------|-----------|-------------|---------------------------|--------------|
| 270x120         | 6 mm  | CASSA                    | 283x132x39 | 3,24                   | 46,65     | 20          | 64,8                      | 1040         |
| 270x120         | 6 mm  | CAVALLETTO               | 280x75x155 | 3,24                   | 46,65     | 40          | 129,6                     | 2021         |

| FORMATO<br>SIZE |  | Tipologia<br>Imballaggio | Ingombro       | Pz/<br>Box | M <sup>2</sup> /<br>Box | Kg/<br>Box | Box/<br>Pal. | M <sup>2</sup> /<br>Pal | Kg/<br>Pal |
|-----------------|---|--------------------------|----------------|------------|-------------------------|------------|--------------|-------------------------|------------|
| 120x120         | 9 mm  | PALLET CON SPONDE        | 143,2x124x56,1 | 2          | 2,88                    | 58,24      | 18           | 51,84                   | 1100       |

## LA COLLEZIONE DISPONE DI ALTRI FORMATI

AVAILABLE ALSO IN MORE FORMATS  
LA COLLECTION COMPLÈTE DISPOSE DE PLUSIEURS FORMATS  
DIE KOLLEKTION UMFASST WEITERE FORMATE



60x120  
24" x 48"

60x60  
24" x 24"

**GRES PORCELLANATO COLORATO IN MASSA**  
 PORCELAIN STONEWARE COLOURED IN BODY  
 GRÉS CÉRAMÉ COLORÉ DANS LA MASSE  
 DURCHGEFÄRBTES FEINSTEINZEUG


| <b>EKXTREME</b>    | <b>LAPPATO<br/>CAMPO PIENO</b><br>SEMI POLISHED<br>SEMI-POLI BRILLANT<br>GELÄPPT | <b>NATURALE<br/>RETTIFICATO</b><br>NATURAL RECTIFIED<br>NATUREL RECTIFIÉ<br>NATUR REKTIFIZIERT | <b>SPESSORE</b><br>THICKNESS<br>ÉPAISSEUR<br>STAERKE |
|--------------------|--|--|--|
| 270x120 . 106"x48" | -  | 74,07  | 6 mm   |
| 120x120 . 48"x48"  | -  | 58,64  | 9 mm   |

I FORMATI 120x270, 121x270, 160x320 E 163x324, E I PRODOTTI CON "EFFETTO MARMO" HANNO IMPASTI COLORATI IN MASSA BIANCHI O NERI. PER TUTTI GLI ALTRI EFFETTI "CEMENTI, METALLI, PIETRE E LEGNI" E FORMATI, L'IMPASTO UTILIZZATO È COLORATO IN MASSA MACINATO A SECCO. THE SIZES 120x270, 160x320 AND 163x324, IN "MARBLE EFFECT" ARE MANUFACTURED USING A COLOURED WHITE OR BLACK BODY. FOR ALL THE OTHER "CEMENT, METALS, STONES AND WOODS LOOK" AND SIZES, THE BODY USED IS COLOURED IN DRY PRESSED MASS.

**SUPERFICIE** . SURFACE FINISH . SURFACE . OBERFLÄCHE



**SPESSORE** . THICKNESS . ÉPAISSEUR . STAERKE



| <b>EK</b><br>ENERGIE KER | <b>LAPPATO<br/>CAMPO PIENO</b><br>SEMI POLISHED<br>SEMI-POLI BRILLANT<br>GELÄPPT | <b>NATURALE<br/>RETTIFICATO</b><br>NATURAL RECTIFIED<br>NATUREL RECTIFIÉ<br>NATUR REKTIFIZIERT | <b>SPESSORE</b><br>THICKNESS<br>ÉPAISSEUR<br>STAERKE |
|--------------------------|--|--|--|
| 60x120 . 24"x48"         | -  | 41,67  | 9 mm   |
| 60x60 . 24"x24"          | -  | 29,32  | 9 mm   |

